



Brigham and Women's Hospital

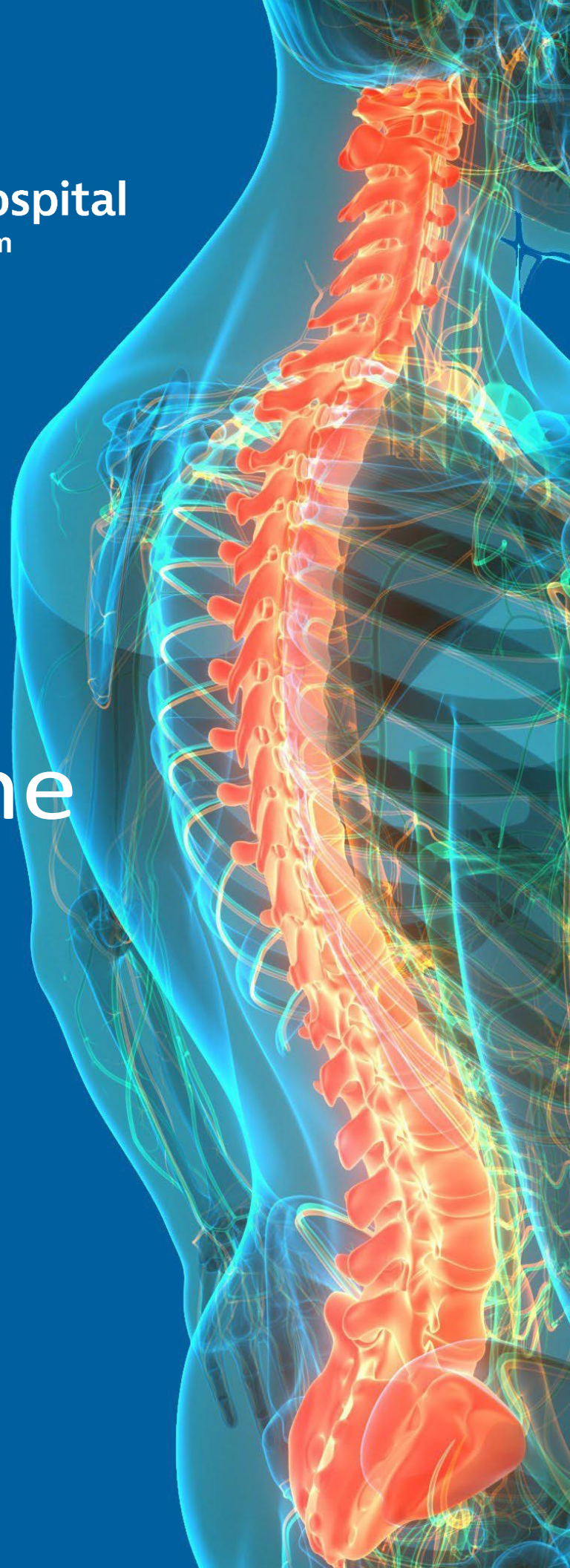
Founding Member, Mass General Brigham


A comprehensive guide
to your procedure:

Posterior Cervical Spine Surgery



HARVARD MEDICAL SCHOOL
TEACHING HOSPITAL





Welcome

We are happy you have chosen our Spine Service in the Department of Neurosurgery at Brigham and Women's Hospital.

The Spine Service surgeons are all American Board of Neurological Surgery certified and eligible. As such, we are able to provide the highest level of care and support to you throughout your spine surgery experience. We work as a team with our highly trained and dedicated physicians and advanced practice providers, who are committed to helping you to a full and active recovery. We are supported by an experienced and competent administrative staff who strive to provide the best customer service to you and your family.

Here at Brigham and Women's Hospital, we have access to the most advanced technology, while being surrounded by world-class leaders in the healthcare field. We utilize these resources to ensure innovative and high-quality care here in the Department of Neurosurgery. As a group, we provide patients with progressive and comprehensive options to their spine health. We approach our patient care from a patient-centered and multidisciplinary perspective.

This packet will provide you with the information to help you through your Brigham & Women's Hospital spine surgery experience. Please read thoroughly and know we want you to have a healthy, quick recovery. We are available to answer any questions you may have.

Posterior Cervical Spine Surgery

The purpose of posterior cervical laminectomy and fusion is to reduce neck and/or arm pain and stabilize the spine, or treatment of myelopathy.

This surgery is most commonly done to treat a symptomatic cervical herniated disc, it may also be done for cervical degenerative disc disease. This procedure can be done for more than one level of the cervical spine.

A laminectomy may also be performed, which involves the removal of the lamina (and spinous process) to give the spinal cord more room. The major advantage of approaching a cervical disc herniation through a posterior approach is that a fusion may not need to be performed. This preserves the normal motion of the cervical spine and may provide for a shorter healing time.

The most common post-operative problem is incisional/neck pain as the muscles that hold up the head are pulled apart during surgery and need to heal. The surgery will require a short stay in the hospital (usually one or two nights) and a gradual recovery between two to three weeks.



The Building for Transformative Medicine (BTM)

Brigham and Women's Hospital (BWH)
Hale Building, Neurosciences Center
60 Fenwood Road, 1st Floor
Boston, MA 02115

Reach us online: www.patientgateway.org
www.brighamandwomens.org/neurosurgery

Our Website:



Patient Gateway:



Meet our team

Neurosurgeons

All members of the Spine Service report to your neurosurgeon, as the attending physician is responsible for your care from admission through outpatient follow-up. All decisions about your care must be approved by the attending physician so there is regular communication between your neurosurgeon and the team that supports you both inpatient and outpatient.

Clinical Care Team

All neurosurgeons are supported by their clinical care team member, that is either a physician assistant, nurse practitioner or registered nurse, who assess patient progress, at all points of your care. They are also your main point of contact for clinical questions once you go home. They help the neurosurgical team by addressing any outpatient questions or concerns. A member of our team will educate you on the pre-operative process and what to expect when you return home.

Administrative Assistants

Practice Operations assistants take a highly active role in the organization of your neurosurgeon's practice and in the care pathway determined by your surgical procedure. The operations assistant will facilitate the arrangement of any pre-surgical and post-surgical appointments including labs, imaging and/or pre-operative clearances. They will also obtain any necessary outside medical records and any required authorizations needed for your care. The operations assistant will be your primary point of contact for any scheduling and/or insurance questions and concerns. They can also help streamline communication with your neurosurgeon and the clinical care team.

NEUROSURGEONS

- John Chi, MD, MPH
- Marc Christensen, MD
- Kevin Huang, MD
- Yi Lu, MD, PhD
- Michael Mooney, MD
- Stephen Saris, MD
- Hasan Zaidi, MD

CLINICAL CARE TEAM

- Amy Bacalia, PA-C
- Caroline Cassidy, PA-C
- Sara June Dagen, RN
- Julie Ferragamo, NP
- Kate Hill, RN
- Samantha Wilson, PA-C
- Erika Pereya, PA-C

Steps to spine surgery



How to prepare yourself and your home

Preparing yourself physically and mentally is an important factor for a healthy recovery. While each patient pathway can be unique based on patient medical history and the procedure itself, there are basic steps to surgery that everyone will follow while getting care from the Spine Service. Here are a few things to assist this process:

Contact Person

Choose one contact person, family, or a support person for our team to communicate with about your condition.

- Review any changes or updates with your contact person, and confirm all scheduled pre/post-operative appointments.
- It is useful if your contact person picks you up from the hospital upon discharge.
- You will require some assistance at home following your procedure so speak to your friends and family about how they can help when you return home!

Patient Gateway

Make an account on Patient Gateway by visiting www.patientgateway.org. With this account you will be able to:

- Reach your neurosurgeon's office online rather than over the phone.
- Fill routine requests for appointments, medicines, or referrals.

- Set appointment reminders.
- Get accurate information about your health concerns.
- View your labs, health history, and test results.

Prepare Your Home


Be sure your home is ready and accessible when you return after surgery:

- ✓ Clear any unnecessary clutter and/or rugs to minimize incidents of tripping.
- ✓ Place items used daily in convenient locations and at waist-height.
- ✓ Do important chores before surgery.
 - Laundry, grocery shopping, changing sheets, etc.
- ✓ Make a list of all current daily medications with dosage and frequency (including vitamins) as a point of reference both for your contact person/caregiver and the neurosurgery team.
 - This will also be reviewed in your pre-operative evaluation appointment.
- ✓ Follow-up with your neurosurgeon's office to review and confirm your full surgical itinerary, including your **expected discharge date** and **follow-up appointment**.



Patient Gateway:





Final Preparation for Surgery

- **Food & Drink Before Surgery**
 - Do not eat after midnight, the night before your surgery.
 - You may drink clear liquids such as water, plain tea, and black coffee up to two hours before your surgery, unless otherwise directed in your pre-operative evaluation appointment.
- **Prevention of Wound Infection**
 - To prevent wound infection, we recommend three (3) days of washing with Chlorohexidine (Hibiclens 4%), which is an antiseptic cleaning solution.
 - Hibiclens can be purchased over the counter in the wound care section of your local pharmacy.
 - Apply the solution using a clean washcloth from your jaw line to heels with particular attention to your anticipated incision area; this will be indicated by your physician.
- **Valuables**
 - When you come to the hospital, please leave your valuables at home.

• **What to Pack:**

Clothing

- ✓ Loose comfortable clothing Gym shorts or sweatpants Loose tee shirts
- ✓ Comfortable rubber-soled walking shoes

Personal Care Items

- ✓ Toothbrush/Toothpaste
- ✓ Glasses
- ✓ Hearing aids
- ✓ Any item you use daily

Assistive Devices

- ✓ Walking Aids such as a walker, cane or wheelchair. Please label it and bring it with you to the hospital

Medicine List & Pharmacy

- ✓ Please bring a list of the medicines you take, including all over the counter medicines and herbal supplements.
- ✓ Please ensure your updated pharmacy is on file with your surgeon's office before your scheduled surgery. Prescriptions can be e-prescribed to your pharmacy of choice

Pre-operative Evaluation

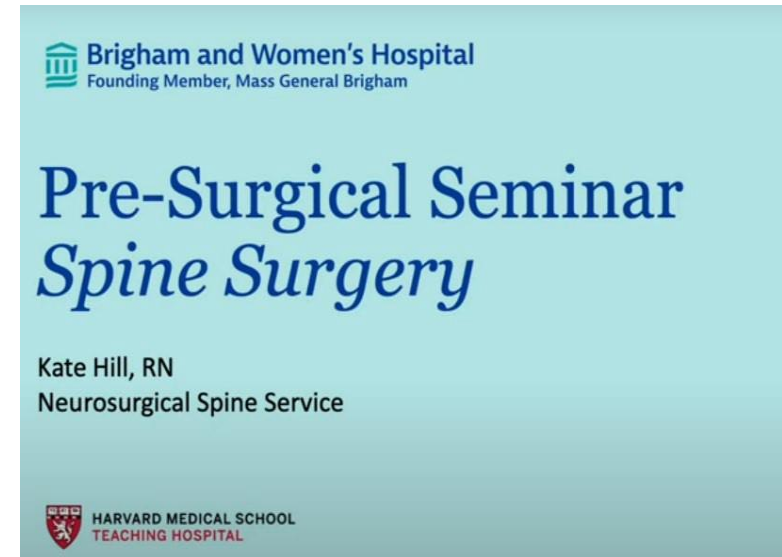
A pre-operative evaluation will be the first step on your surgical pathway. This evaluation is conducted over the phone with a member of our anesthesia nursing team. It is required by all patients to obtain full medical pre-operative clearance prior to admittance for your surgery.

This phone evaluation consists of:

- A required review of systems
- An anesthesia evaluation
- Completing any required lab work and/or imaging requested by your neurosurgeon.
- Discussion of any medications that need to be discontinued prior to surgery such as Coumadin (warfarin), Plavix (clopidogrel), Motrin, Advil, Ibuprofen, Naprosyn, or similar products
- Providing education about your procedure, how to prepare and what to expect.

Your pre-operative evaluation will be coordinated by your providers office.

As a teaching institution, Brigham and Women's Hospital does not limit education to our staff. As part of the Spine Service, we offer a virtual pre-surgery spine education class (Pre-Surgical Seminar) in which patients can also view online on our website. The educator will not only discuss who you will meet on your surgical journey but will provide helpful instruction on how to prepare your home for your discharge, making recovery as simple as possible. The educator will also help set your expectations for how you will feel after surgery, how your body will respond to the procedure and the medications and provide useful tips on improving your general wellbeing post-procedure.



Pre-Surgical Virtual Seminar

The Department offers a virtual Pre-Surgical Seminar for spine surgery via Zoom hosted by our Transitional Care Nurse, Kate Hill, RN. The seminar covers topics such as:

- What to expect the day of surgery
- Preparation reminders
- What to expect after surgery
- Helpful tips and tricks
- Q&A

- **How to Register and Join:**

- The Practice Operations Assistant will help you schedule your virtual class prior to your surgery.
- The virtual class will be held via Zoom. The date, time, and Zoom link will be accessible from your Surgical Itinerary and Patient Gateway.
- To join your class, please click on the Zoom link in your Surgical Itinerary or Patient Gateway on the day of the class.

- **Alternative Options:**

- We highly encourage you to join the live seminar so that you can ask questions; however, we understand if you can't make it.
- Please view the pre-recorded webinar of the seminar at the QR code to the right. This webinar includes the exact content of the live seminar, except for the Q&A.





Brigham and Women's Hospital

The Building for Transformative Medicine

Hale Building, Neurosciences Center

60 Fenwood Road, 1st Floor

Boston, MA 02115

Reach us online:

www.patientgateway.org

www.brighamandwomens.org/neurosurgery



[Facebook.com/NeurosurgeryBWH](https://www.facebook.com/NeurosurgeryBWH)



[Twitter.com/BWHNeurosurgery](https://twitter.com/BWHNeurosurgery)



[Instagram.com/BWH_Neurosurgery](https://www.instagram.com/BWH_Neurosurgery)